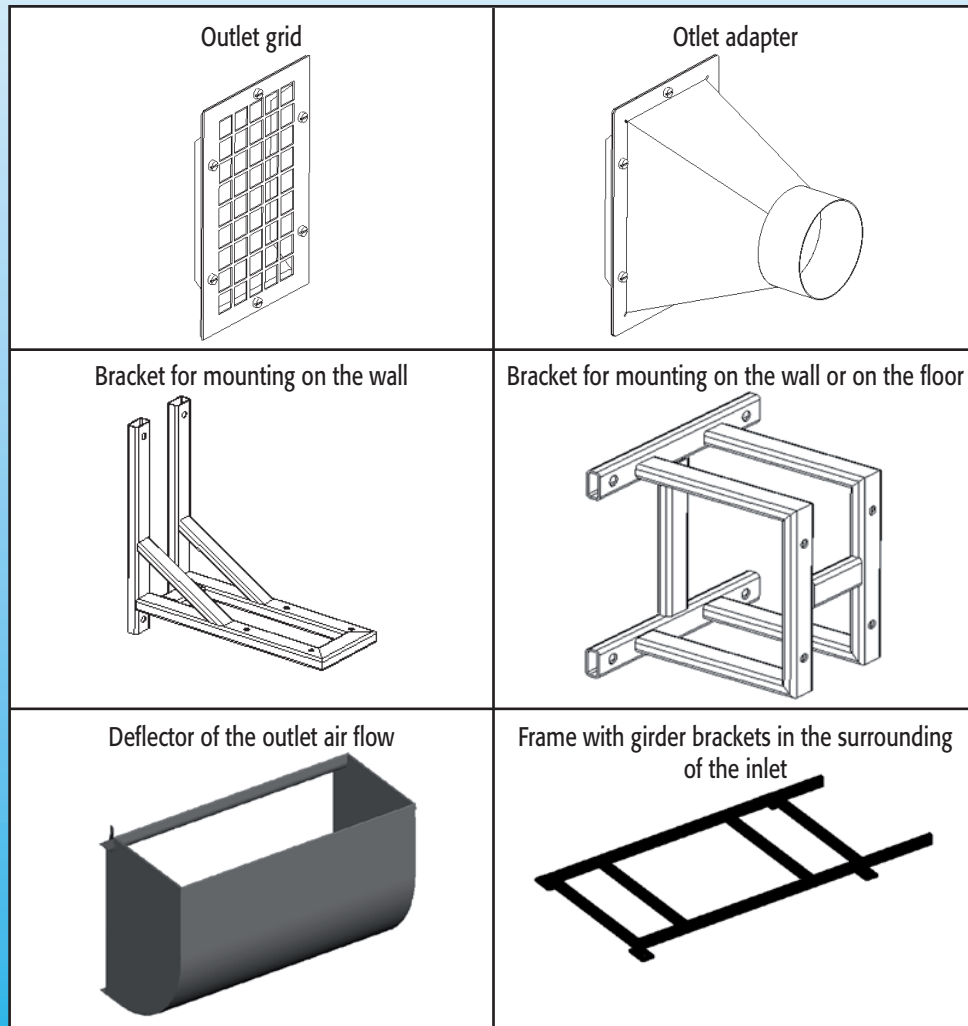


ACCESSORIES

It is possible to take out the fans with the outlet grid or the piping adapter for the circular outlet.

Brackets can be used for mounting of the fans on the wall (eventually on the floor).

It is possible to take out the fan EKO RV 7000/2800/250 and EKO RV 10000/2800/300 with the deflector of the exiting air flow or the frame with girder brackets in the surrounding of the inlet.



EKO®
CZECH REPUBLIC

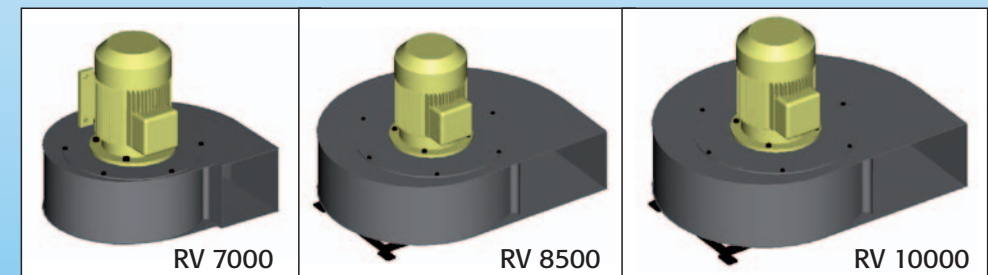
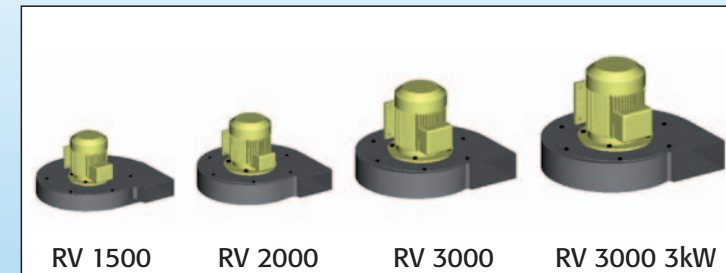
ŠIMKO s.r.o.
1. máje 2000, 547 01 Náchod
Tel/fax: +420 491 424 280-81
E-mail: ekosimko@quick.cz
www.ekosimko.cz

MODERATED PRESSURE FANS SERIE EKO RV

EKO®

Saves instead of you

Quality of delivery
certificated
CLPR
CERTIFIKACE
ISO 9001



DESCRIPTION

The fans EKO RV are the radial fans. They are three phase asynchronous motor powered. The fan wheel is mounted directly on journal of the electromotor. The volute casing and the fan wheel are welded. The motors are standardly supplied with feet for mounting, it is possible to supply the motor without feet by request of customer.

APPLICATION

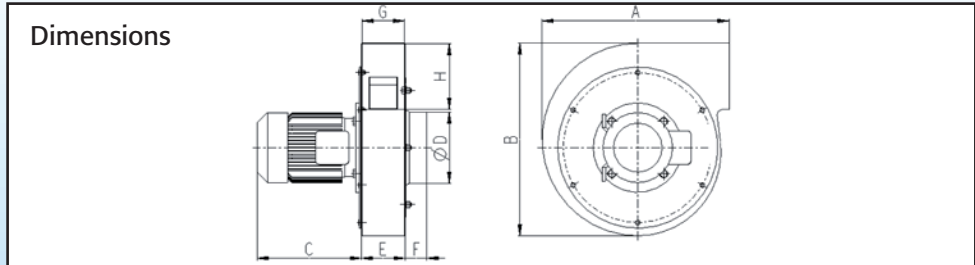
The fans are used for transport of clear or soft dust polluted air for industry purposes. It is not possible to use the fans for transport of the explosive, corrosive, adhesive, filamentary dust air mixtures. The fans are not gas-tight and so they cannot be used for transport harmful substance and malodorous air mixtures.

OPERATING CONDITIONS

Needed voltage system is 3x400V/50Hz. IP code of motor is IP 55. The motors are made for thermal category of insulation F, motors utilisation is in thermal category B. The fans can work in explosion-proof environment.

SAFETY

Only authorized person can carry out mounting of the fan, electrical parts grounding, wiring of all electrical set.

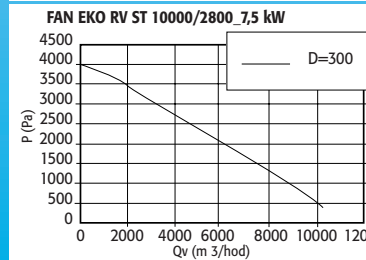
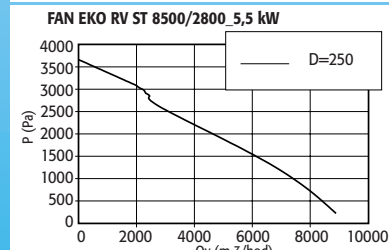
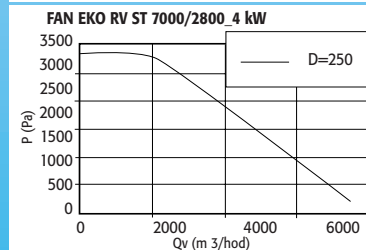
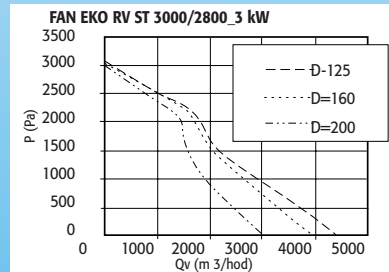
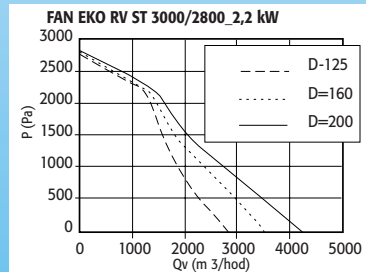
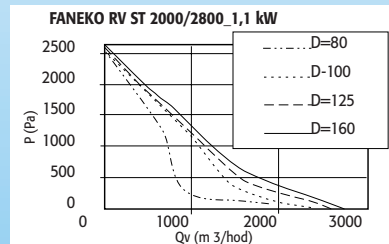
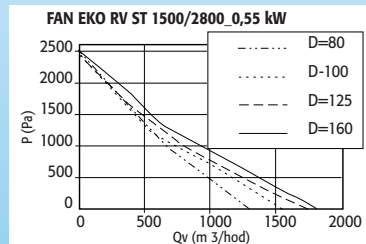


Type of fan	A	B	C	D	E	F	G	H
	All dimensions are in mm							
EKO RV 1500/2800/160	410	444	212	160	80	100	77	132
EKO RV 2000/2800/160	422	434	234	160	98	100	95	150
EKO RV 3000/2800/200	522	480	284	200	124	100	120	200
EKO RV 3000/2800/200_3kW	522	480	314	200	124	100	120	200
EKO RV 7000/2800/250	629	740	338	250	191	42	185	295
EKO RV 8500/2800/300	750	901	380	300	223	41	218	352
EKO RV 10000/2800/300	775	921	380	300	243	41	238	352

Type of fan	D – diameter of inlet branch						
	80	100	125	160	200	250	300
EKO RV 1500/2800/80	O						
EKO RV 1500/2800/100		O					
EKO RV 1500/2800/125			O				
EKO RV 1500/2800/160				Z			
EKO RV 2000/2800/80	O						
EKO RV 2000/2800/100		O					
EKO RV 2000/2800/125			O				
EKO RV 2000/2800/160				Z			
EKO RV 3000/2800/100		O					
EKO RV 3000/2800/125			O				
EKO RV 3000/2800/160				O			
EKO RV 3000/2800/200					Z		
EKO RV 3000/2800/100_3kW		O					
EKO RV 3000/2800/125_3kW			O				
EKO RV 3000/2800/160_3kW				O			
EKO RV 3000/2800/200_3kW					Z		
EKO RV 7000/2800/250						Z	
EKO RV 8500/2800/300						Z	
EKO RV 10000/2800/300							Z

CHARACTERISTICS OF FANS

Type of fan	Revolutions	Input	Max. air flow	Max. underpressure
	1/min	kW	m ³ /h	Pa
EKO RV 1500/2800/160	2800	0,55	1500	2500
EKO RV 2000/2800/160	2800	1,1	2000	2500
EKO RV 3000/2800/200	2800	2,2	3800	2800
EKO RV 3000/2800/200_3kW	2800	3,0	4000	3000
EKO RV 7000/2800/250	2800	4,0	7000	2800
EKO RV 8500/2800/300	2800	5,5	8500	3700
EKO RV 10000/2800/300	2800	7,5	10000	4000



* Measured values of the fan EKO RV 10000/2800/300 are measured with the deflector of the exiting air flow.

Z – basic type; O – secondary type (it differs from basic type with diameter of inlet branch)